



# Owings Closets & Storage

*owingsbrothers.com*

We Also Offer

**elfa®**

AUTHORIZED  
DEALER



*Cocoa Stained Veneer with Solid Wood Doors and Mouldings*



**PULL-OUT SHOE ORGANIZER**



**PULL-OUT SHELVES & JEWELRY ORGANIZER**



**CLOSETS**



**WALL BEDS**



**MEDIA CENTERS**



**PANTRIES**



**OFFICES**



**GARAGES**



*Ivory with Aspen Fronts*

# CLOSETS

Transform your closet from a chaotic cluttered mess, to your own personal organized sanctuary. Our team works directly with you to discover your ideas and specific needs, then fashions them carefully into well crafted design solutions. From simple reach-in closets to elaborate custom walk-in designs, we have you covered.



CLOSETS

*White with Italia Pillow Bevel Fronts*



*Ivory with Portabella Fronts*

# CLOSETS



CLOSET HUTCH



SHOE CUBBIES



PULL-OUT BASKET WITH LINER

CLOSETS



FOLD OUT DRAWER IRONING BOARD



PULL OUT MIRROR

# CLOSETS



JEWELRY & DRAWER DIVIDERS



DESIGNER HARDWARE



PULL-OUT SHOE STORAGE



ACCESSORY STORAGE



180° HINGE TO ACCOMMODATE CORNER



CLOSETS

*White Laminate with Crown Point Door and Drawer Fronts, Curved Crystal Polished Chrome Handles and Contempo Wood Crown Moulding*

# 360 ORGANIZER® BY LAZY LEE



*Breakwater and Morning Dew Laminate with  
Flat Melamine Drawer Fronts and Rain Glass Doors*

*by Lazy Lee*

Make organizing your shoes, clothing and accessories easy and convenient with the 360 Organizer® by Lazy Lee®. This innovative design uses a rotating mechanism to allow for 360 degrees of easy and quiet rotation, while dramatically increasing storage space. *See our pantry section for additional examples of this product.*



**THE VALET** – Combination of storage; long hanging, drawers and shelves.



**THE DOUBLE HANG** – Eight Feet of hanging space with side shelves for shoes.



**THE SHOE SPINNER** – All shelves to maximize storage.

CLOSETS

# CLOSET ACCESSORIES



ELITE VALET ROD



ELITE BELTRACK



ELITE TIE RACK



ELITE SCARF RACK



ELITE COAT HOOK



ELITE TIE HOOK



ELITE BELT HOOK



ELITE DOUBLE HOOK



ELITE CLEAT WITH ELITE HOOKS



STANDARD CLEAT WITH HOOKS



180° HINGE



**BASKETS**



**BASKET WITH CANVAS LINER**




**PLASTIC BASKET LINER**



**PULL-DOWN ROD**

CLOSETS



**PULL-OUT SYNERGY BASKET**



**TILT HAMPER**



**ELITE SLACK PULL-OUT**



**SYNERGY TILT HAMPER**



**SHELF DIVIDER**



**3-LEVEL STEP STOOL**



**SHEPHERD'S HOOK**

# CLOSET ACCESSORIES



DRAWER DIVIDER



DRAWER IRONING BOARD



TIE BUTLER



LINGERIE DIVIDER



ACRYLIC JEWELRY DRAWER INSERT



VELVET JEWELRY DRAWER INSERT



CEDAR DRAWER LINER



THREE-TIER JEWELRY INSERT



DRAWER KEY LOCK



STEALTH LOCK



SWEATER PULL-OUT



ENGAGE PULL-OUT SHOE ORGANIZER



SLANTED SHOE SHELVES WITH FENCE




GLASS DOORS

CLOSETS



3-WAY MIRROR DOORS



GLASS SHELVES



SHOE CUBBIES



PULL-OUT SHELF



ELITE PULL-OUT CLOSET MIRROR

# CLOSET ACCESSORIES



**ENGAGE PULL-OUT FOLDING TABLE**  
Choose Slate (Pictured) or Beach  
Fabric Insert – 18", 24", & 30" widths



**SHELF FRAME:** Metal Frame Only  
18", 24", & 30" widths



**ENGAGE STORAGE BOX**  
Available in Slate (Pictured) or  
Beach Fabric – 18", 24", & 30" widths



**ENGAGE 2-BAG PULL-OUT HAMPER**  
Available in Slate (Pictured) or  
Beach Fabric – 24", & 30" widths



**ENGAGE PULL-OUT DIVIDED  
SHELF With Drawer Face Adapter**  
18", 24", & 30" widths



**ENGAGE PULL-OUT SHELF DIVIDER**  
For 18", 24", & 30" width



**ENGAGE DIVIDED DEEP DRAWER**  
Available in Slate (Pictured) or  
Beach Fabric – 18", 24", & 30" widths



**ENGAGE 3-BAG PULL-OUT HAMPER**  
Available in Slate (Pictured) or  
Beach Fabric – 36" width



**JEWELRY DIVIDER**  
For Engage Pull-Out Shelf  
18", 24", & 30" widths



**ENGAGE LARGE LINGERIE DRAWER**  
Available in Slate (Pictured) or  
Beach Fabric – 24", & 30" widths




**ENGAGE SMALL LINGERIE DRAWER**  
Available in Slate (Pictured) or  
Beach Fabric – 18" width



**ENGAGE 1-BAG PULL-OUT HAMPER**  
Available in Slate (Pictured) or  
Beach Fabric – 18" width

# LIGHTING ACCESSORIES



**LED STRIP LIGHTING** Horizontal  
*For Shelves & Above Hanging*



**LED STRIP LIGHTING** Vertical



**LED PUCK LIGHTING**




**ON/OFF WIRELESS DIMMER**



**ABOVE CABINET LIGHTING**

CLOSETS



*Painted MDF System in Custom Color*



*Morning Dew with Flat Melamine Drawer Fronts in Intrigue Laminate*

# PANTRIES

A well organized pantry is a “must have” for the pampered chef, aspiring “foodie” or short-order cook with a growing family. As the kitchen is often times the central meeting place in any house, without proper organization it can get overcrowded and messy very fast. Avoid this madness with a thoughtfully designed pantrysystem.



PULL-OUT PANTRY SHELVES AND  
CURVED CORNER SHELVES AVAILABLE



CUSTOM PANTRY 360 ORGANIZER™

OTHER  
SPACES

# MUDROOMS & LAUNDRY ROOMS



*White Laminate with Aspen Fronts and  
Traditional Base and Crown Moulding*

People and families with busy lives need an easy storage solution for jackets, shoes, book bags, sports equipment, accessories and more.

A well organized mudroom allows you to keep everything in one place, where it is easily accessible and out of the way.

Laundry is a chore that everyone must do, yet rarely do we think about how to make this task easier or more enjoyable. Transform wasted space into a new laundry room or modify your existing space with a custom design to maximize laundry storage and functionality — even dirty clothes need a place to go.



OTHER  
SPACES



MUD ROOM ORGANIZATION



PULL-OUT WIRE BASKETS



PULL-OUT SHELVES



FOLD-DOWN IRONING BOARD



**IRONING BOARD HOLDER**



2 Sizes: 24" x 39" or 30" x 40"  
Available in Black, Tan & Gray




2 Sizes: 24" x 39" or 30" x 40"  
Available in Black, Tan & Gray



**VERTICAL TRAY DIVIDERS**



**3-LEVEL STEP STOOL**



**WINE GLASS STORAGE**  
13"Wx1.75"Hx11.5"D



**STANDARD CLEAT WITH HOOKS**



**STEP STOOL HOOK**



**WINE CUBE**

OTHER  
SPACES



**WIRE BASKETS**




**FOLD-DOWN COUNTER TOP**



**PULL-OUT WINE RACK**  
Available in 18" and 24" Widths



**WINE RACK** Holds 54 Standard Wine Bottles  
Set includes 4 wall-mount bracket strips 1"Wx36"Hx12"D ea.



*White with ContempoFronts  
and BarHandles*

# OFFICES



SHELVING FITS UNDER STAIRWELL

Whether it's a man cave in the basement, a guest room that does double duty, a small corner off the kitchen or an entire room dedicated to a home office, our team will make sure to design and build a comfortable and efficient office to fit your personality and specific needs. Once your personal space is completed, you can relax and let the productivity flow.

OTHER  
SPACES



HIDDEN SAFE CABINETS



DRAWER DIVIDERS



FILE DRAWERS



*Cocoa Bean Laminate with a Combination  
of Five Piece Villa and Slab Fronts*

# WALL BEDS

Do you have limited space, but need both a guest bedroom that can accommodate family or friends during the holidays, plus a home office or living space for yourself the rest of the year? Both of these needs can be satisfied with a single room when a wall bed is designed into the solution. Whether you are looking to get the most out of a small square footage apartment or creating a flexible area in a house, a wall bed is a great way to make your space do double duty.



PULL-OUT BEDSIDE TABLE



DESK FOLDS COMPLETELY AWAY



EASILY TRANSFORMS BACK TO OFFICE

OTHER  
SPACES



*White with Shaker Fronts  
and Traditional Base and  
Crown Moulding*

# MEDIA CENTERS



*Suspended Media Center in Vintage Laminate with Five Piece Bella Fronts, LED Lighting and Glass Shelves.*



**SMOKED GLASS PANELS WITH OPEN FRAME DOOR AND 180° HINGE**

OTHER  
SPACES

With all the electrical appliances, cords, and other clutter that go along with a media center these days, creating a clean and functional space can be a bit difficult. We step up to that challenge and provide custom media center designs that will allow for extra storage for everything from electrical appliances to DVD's and everything in between.



*Cocoa Bean with Villa 5-Piece Drawer and Door Fronts, Aztec Brushed Chrome Handles, Contempo Base and Crown Moulding*

# OFFICE, WALL BED & MEDIA CENTER ACCESSORIES



PENCIL TRAY PULL OUT



GLASS DOORS



MESH DOORS FOR SPEAKERS



OUTLET CUTOUT



FLIP-UP DOOR



DRAWER STYLE CABINET DOORS



KEYBOARD PULL-OUT



WIRE MANAGEMENT

OTHER  
SPACES



PULL OUTSHELF



180° HINGE



GROMMET






*Moonlight with Square  
Brushed Chrome Handles*

# GARAGES

Garages get messy quickly with overflow from the rest of the house. Garage organization systems can not only clean up the area, but allow you much more storage space. Turn a “cave” into a place of comfort where everything has its place. Once we’re done you might even find room for your car.



# GARAGE ACCESSORIES



LAWN/GARDEN KIT

## Lawn/Garden Kit Includes:

4 heavy duty garden tool hooks;  
1 hose hook; 2 heavy duty  
utility hooks; 10 cover caps  
for large base plate hooks; 2 hand  
tool hooks; 2 cover caps for small  
base plate hooks; 1 large bin  
*(wall tracks sold separately)*

## Sports Kit Includes:

2 heavy duty activity hooks;  
1 heavy duty 16" utility hook;  
2 heavy duty bike hooks;  
10 cover caps for large base  
plate hooks; 2 large storage bins  
*(wall tracks sold separately)*



WORK/CRAFT BENCH KIT

## Work/Craft Bench Kit Includes:

3 plier hooks; 3 wrench hooks; 3 screwdriver hooks; 3 single hooks; 1 paper organizer; 2  
hand tool hooks; 17 cover caps for small base plate hooks; 2 small bins; 2 medium bins;  
2 large bins *(wall tracks sold separately)*



SPORTS KIT



**ACTIVITY RACK FOR SKIS**  
Skis, Snowboard, Hockey/Lacrosse Stick



**LADDER/SURF BOARD/SKI HOOK**



**BIKE RACK**  
Holds Two Bicycles



**BIKE STAND**  
Gravity Stand Holds Two Bicycles



**FISHING ROD HOLDER**



**OVERHEAD BIKE HOIST**



**OVERHEAD BICYCLE HOOK**



**BIKE HOOK**  
Golf Bag, Bikes, Leaf Blower



**UTILITY HOOK**



**PAPER ORGANIZER**  
Wrapping Paper, Paper Towels



**SHELF BRACKET HOOK**



**BINS**  
Small (4.25" x 5.25" x 3")  
Medium (4.25" x 7.25" x 3")  
Large (5.5" x 10.75" x 5")





**14" UTILITY HOOK**



**WIRE BASKET HOOK**



**ALUMINUM EDGE**  
Vertical Edge for the Walltrack



**HOSE HOOK**  
Hoses, Ropes, Extension Cords



**OVERHEAD STORAGE**



**PLIER HOLDER**  
Pliers, Scissors

OTHER  
SPACES



**16" UTILITY HOOK**  
Bikes, Misc. Storage



**DUAL LASER PARK ASSIST**



**LASER PARK ASSIST**

# COLOR OPTIONS

## THERMALLY FUSED LAMINATES

BAS E						
	WHITE	IVORY	SIENNA APPLE	CHERRY BLOSSOM	AFRICAN WALNUT	COCOA
						
	MOONLIGHT	SLATE	MILKYWAY	RAIN CLOUD	SUNDOWN	MORNING DEW
						
	RUSTIC CHERRY	MILK CHOCOLATE	GINGER ROOT	MEMENTO	INTRIGUE	ANGORA
GROUP 3						
	LIBRETTI	AMAZONA	CARNAVAL	COCOA BEAN	VINTAGE	CHALBI CLAY
						
	QUEENSTON OAK	ARIA	DIVA	MERAPI		
						

# DESIGNER SERIES

## WOOD VENEERS




COASTAL FIR




PLATINUM WENGÉ



SILVER ELM



CHARCOAL ASH




FROSTED OAK



QUARTERED WALNUT



CLARO WALNUT



MACASSAR EBONY



RIFT WHITE OAK




BRAZILIAN CHERRY

Additional wood veneers are available. See your designer for the full line of options.

## OPTIONS


### STYLELITE HIGH GLOSS *(two-sided high gloss laminates)*




ALABASTER



ARCTIC




CARBON



CHAMPAGNE



METALLIC GRAPHITE



METALLIC SILVER



LAVATO OAK



SIENNA TEAK



TIERRA ELM

Additional Stylelite colors are available.

See your designer for details.

# DRAWER & DOOR STYLES

## STANDARD



**MELAMINE**  
Edge Banded  
on all 4 Sides

## PILLOW EDGE



**ITALIA—**  
Pillow Bevel

## BEVELED EDGE



**ELEGANTE—**  
Designer Bevel



**\* ASPEN**



**\* HARMONY**  
New Raised Panel

## PORTABELLA SERIES — 5 PIECE LAMINATE



**\* PORTABELLA—**  
Ivory



**\* PORTABELLA—**  
Sienna apple

## 5 PIECE LAMINATE



**\* VILLA**  
White, vintage,  
ginger root,  
rustic cherry & cocoa bean



**\* TUSCANY**  
White, cocoa,  
& sienna apple

*\*Also available in openframe  
for an additional charge*

*Representation only —  
request a sample from your  
designer for accurate color  
and profile detail*

## EASED EDGE



CONTEMPO



\*REGAL



\*SHAKER—  
Mission



SHAKER ELITE—  
Bead Board

## SOLID WOOD SERIES



\*CROWNPOINT



\*UNITY



\*LOWLAND

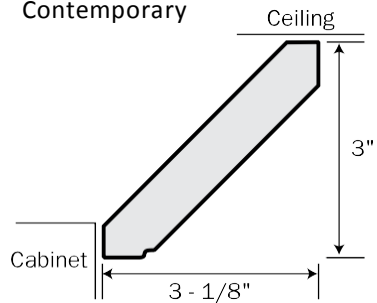
Solid wood doors, drawerfaces and mouldings feature the natural beauty of real woods. Part of the beauty comes from the irregularities in color and grain. Thus, variations among component parts are to be expected. Wood finishes are fragile and require the same care as any wood furniture.

OPTIONS

# MOULDINGS

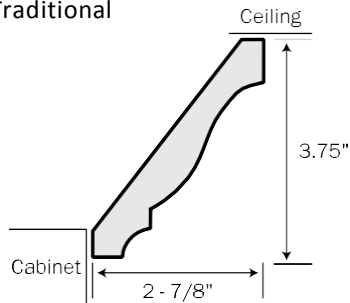
CROWN

Contemporary

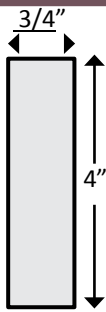


A140 CROWN MOULDING

Traditional




A141 CROWN MOULDING

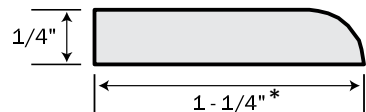


B100 FASCIA MOULDING

Can be ordered up to 94" height

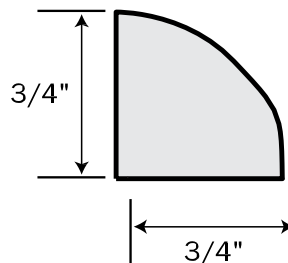


SCRIB



A103 SCRIBE MOULDING

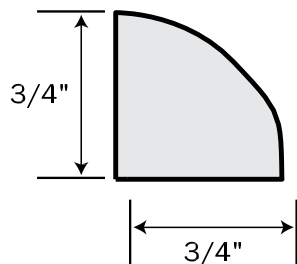
\* Can be ordered in custom heights — *custom orderform needs to be submitted*



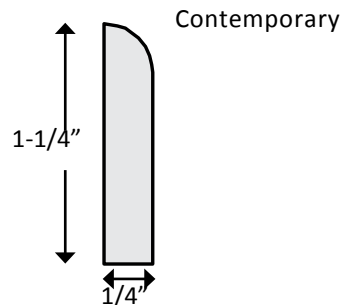
A104 SCRIBE QUARTER ROUND

WITH OR WITHOUT ROSETTES

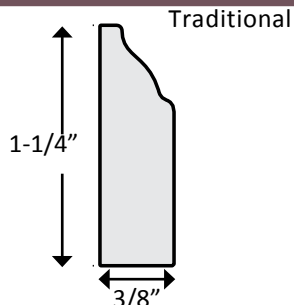
BAS



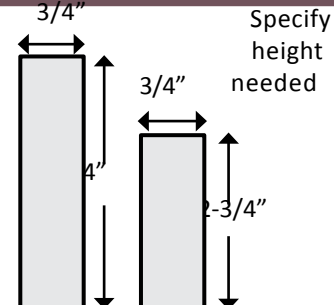
A104 BASE QUARTER ROUND



A103 BASE SHOE MOULDING



A121 BASE SHOE MOULDING



B100 BASE SLAB MOULDING

# DRAWERS



Drawer boxes are constructed with high quality Russian Baltic Birch, using dovetail joints for strength.

Drawer hardware is undermount, nearly invisible from the front or sides for a clean look, and includes soft close feature with hydraulic dampner allowing drawers to close smoothly and quietly. They have a 75 pound dynamic load rating and are easy to remove and re-install for cleaning.

## OPTIONS

## FINISHES



**POLISHED CHROME OVAL**



**BRUSHED CHROME OVAL**



**POLISHED CHROME  
ROUND** *with Protective Sleeve*



**BRUSHED CHROME  
ROUND** *with Protective Sleeve*



**OIL RUBBED BRONZE  
ROUND** *with Protective Sleeve*

# STANDARD HARDWARE



STANDARD POLISHED CHROME  
1500 – 96 MM



STANDARD BRUSHED CHROME  
1501 – 96 MM



STANDARD OIL RUBBED BRONZE  
1512 – 96 MM



CRESCENT POLISHED CHROME  
1504 – 96 MM



CRESCENT BRUSHED CHROME  
1505 – 96 MM



CRESCENT OIL RUBBED BRONZE  
1513 – 96 MM



METRO POLISHED CHROME  
1571 – 96 MM



METRO BRUSHED CHROME  
1542 – 96 MM



METRO OIL RUBBED BRONZE  
1570 – 96 MM



STRAP POLISHED CHROME  
1536 – 96 MM



STRAP BRUSHED CHROME  
1535 – 96 MM



STRAP OIL RUBBED BRONZE  
1534 – 96 MM



CHATEAU BRUSHED CHROME  
1518 – 96 MM



CHATEAU OIL RUBBED BRONZE  
1517 – 96 MM



CHECKER POLISHED CHROME  
1532 – 192 MM



CHECKER BLACK NICKEL  
1533 – 192 MM



INFINITY POLISHED CHROME  
1572 – 129 MM



INFINITY BRUSHED CHROME  
1540 – 129 MM



BAR POLISHED CHROME  
1568 – 96 MM



BAR BRUSHED CHROME  
1519 – 96 MM



BAR OIL RUBBED BRONZE  
1520 – 96 MM



SQUARE POLISHED CHROME  
1544 – 160 MM



SQUARE BRUSHED CHROME  
1564 – 160 MM



SQUARE OIL RUBBED BRONZE  
1565 – 160 MM



MONARCH POLISHED CHROME  
1514 – 96 MM



MONARCH BRUSHED CHROME  
1516 – 96 MM



MONARCH OIL RUBBED BRONZE  
1515 – 96 MM



EMERALD POLISHED CHROME  
1574 – 128 MM



EMERALD BRUSHED CHROME  
1575 – 128 MM



EMERALD OIL RUBBED BRONZE  
1573 – 128 MM

# STANDARD HARDWARE *continued*



DAKOTA POLISHED CHROME  
1562 – 96 MM



DAKOTA BRUSHED CHROME  
1545 – 96 MM



DAKOTA OIL RUBBED BRONZE  
1563 – 96 MM



AZTEC POLISHED CHROME  
1527 – 160 MM



AZTEC BRUSHED CHROME  
1528 – 160 MM



AZTEC OIL RUBBED BRONZE  
1526 – 160 MM

BROWNING POLISHED CHROME  
1591 – 128 MM

BROWNING BRUSHED CHROME  
1590 – 128 MM

BROWNING OIL RUBBED BRONZE  
1592 – 128 MM

STRAP POLISHED CHROME KNOB  
1537 – 16 MM

STRAP BRUSHED CHROME KNOB  
1539 – 16 MM

STRAP OIL RUBBED BRONZE KNOB  
1538 – 16 MM



ROUND POLISHED CHROME KNOB  
1507 \$10.00




ROUND BRUSHED CHROME KNOB  
1506 \$10.00



ROUND OIL RUBBED BRONZE KNOB  
1511 \$10.00



AZTEC POLISHED CHROME KNOB  
1529 – 16 MM \$15.00



AZTEC BRUSHED CHROME KNOB  
1530 – 16 MM \$15.00




AZTEC OIL RUBBED BRONZE KNOB  
1531 – 16 MM \$15.00

## OPTIONS



1 1/4" TAB POLISHED CHROME  
1567 – 16 MM \$8.00



1 1/4" TAB BRUSHED CHROME  
1543 – 16 MM \$8.00



6" TAB POLISHED CHROME  
1566 – 128 MM \$20.00



6" TAB BRUSHED CHROME  
1541 – 128 MM \$20.00



EMERALD POLISHED CHROME KNOB  
1577 \$9.00



EMERALD BRUSHED CHROME KNOB  
1578 \$9.00



EMERALD OIL RUBBED BRONZE KNOB  
1576 \$9.00



CONTEMPO POLISHED CHROME  
1569 \$8.00



CONTEMPO BRUSHED CHROME  
1546 \$8.00



LARGE POLISHED CHROME HOOK  
1508 \$9.00



LARGE BRUSHED CHROME HOOK  
1509 \$9.00



LARGE OIL RUBBED BRONZE HOOK  
1510 \$9.00



CAROUSEL POLISHED CHROME HOOK  
1503 \$54.00



CAROUSEL BRUSHED CHROME HOOK  
1502 \$60.00

# DESIGNER HARDWARE



CHROME SWAROVSKI CLEAR CRYSTAL  
1585 – 32MM



CHROME SWAROVSKI SMOKED CRYSTAL  
1586 – 32MM



POLISHED CHROME CURVED CRYSTAL  
1581 – 32MM




POLISHED CHROME LEGACY  
1587 – 128MM



BRUSHED CHROME LEGACY  
1593 – 128MM




CRYSTAL  
ROUND  
KNOB  
1579




POLISHED  
CHROME MINI  
CRYSTAL KNOB  
1580



POLISHED CHROME  
CURVED CRYSTAL  
KNOB  
1582



POLISHED CHROME  
LEGACY CRYSTAL  
KNOB  
1589



BRUSHED CHROME  
LEGACY CRYSTAL  
KNOB  
1588



POLISHED CHROME CLASSIC DOUBLE  
HOOK  
1598



BRUSHED CHROME CLASSIC DOUBLE  
HOOK  
1599



OIL RUBBED BRONZE CLASSIC DOUBLE  
HOOK  
1597



POLISHED CHROME  
SWAROVSKI  
CRYSTAL HOOK  
1583



POLISHED CHROME  
FROSTED CRYSTAL  
HOOK  
1584



POLISHED  
CHROME CLASSIC  
SINGLE HOOK  
1595



BRUSHED CHROME  
CLASSIC SINGLE  
HOOK  
1596



OIL RUBBED  
BRONZE CLASSIC  
SINGLE HOOK  
1594

# OPTIONAL FINISHING TOUCHES

The devil is in the details. Attention to the little things delivers a storage system that will serve you with beauty as well as functionality for years to come. These are a few optional finishing touches that ensure a flawless system.

## Moulding:

Every home is unique and contains imperfections that need to be addressed prior to installation. We recommend applying base and crown moulding during installation where walls, ceilings and floors might not be straight.



BASE MOULDING TO ELIMINATE GAPPING



CLOSET WITH CROWN MOULDING



FULLY BORED PANEL



SELECTIVE DRILLING PANEL

## Fully Bored vs. Selective Drilling:

You have the option of ordering your system fully bored or drilled selectively. With fully bored panels all shelves are adjustable whenever the customer wants a change. With selective drilling, there are fewer holes, but panels shelves are set in place and not easily movable.

Now  
Featuring

**elfa®**

Closet Systems



elfa® is a modular shelving and drawer system that offers both steel and wood components.

**elfa**  
AUTHORIZED  
DEALER

**elfa**  
AUTHORIZED  
DEALER



elfa® is made from exceptionally strong epoxy-bonded steel components.



**elfa**  
AUTHORIZED  
DEALER



Once installed, elfa® can be easily adjusted by anyone. Customers can move, add and remove shelves, drawers, bins, baskets and trays as their needs change.



**elfa**  
AUTHORIZED  
DEALER



elfa® provides accessibility,  
visibility and flexibility.

# Owings Closets & Storage

*owingsbrothers.com*

**elfa**

AUTHORIZED  
DEALER

